




THE NATURAL WAY TO HEAL
USING YOUR OWN POWERFUL FAT
A PATIENT'S GUIDE TO EXPERIENCING THE DIFFERENCE

THE POWER OF FAT

Scientifically, fat is called adipose tissue. Fat is a versatile tissue that plays essential roles in the way our body functions, but one of the most remarkable is the role that fat may play in how we heal. Many studies over several decades have been conducted exploring the healing potential of fat.^{1,2,3,4}

Fat contains network of blood vessels, connective tissue, and important regenerative cells including adipose-derived stem cells. The tissue works together as a functional unit.



DID YOU KNOW?

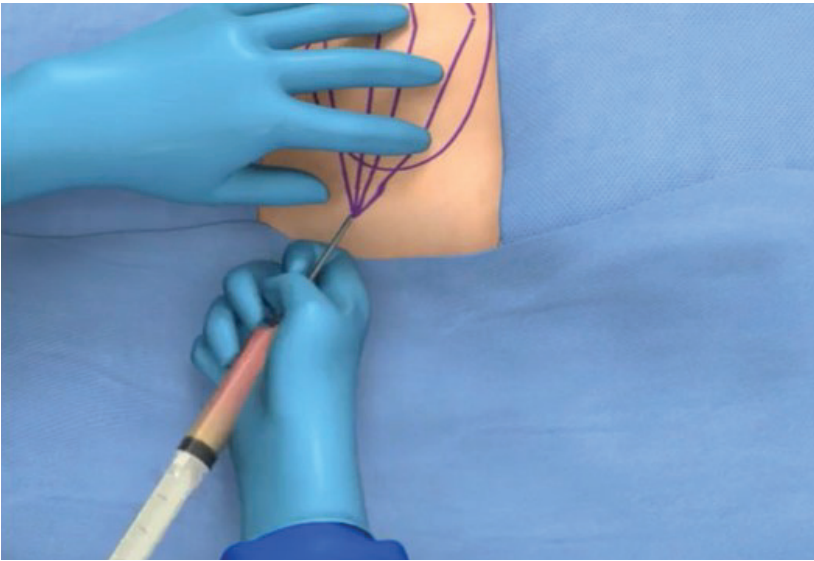
Fat is crucial for health. It contains numerous cells to fuel and maintain the body's needs

Fat contains many reparative cells that help to promote a healing environment in response to a tissue injury

Fat can be easily accessed and collected through a minimally invasive procedure and local anesthesia

Research has shown that as a person ages, their fat maintains its reparative properties unlike other tissues such as bone marrow, which may lose healing capacity with age⁵

LIPOGEMS®: EXPERIENCE THE DIFFERENCE



FAT HARVESTING PROCEDURE

In a minimally invasive and immediate procedure, your physician will make a tiny puncture through your skin and collect a small amount of fat from either your midsection or “love handles.”

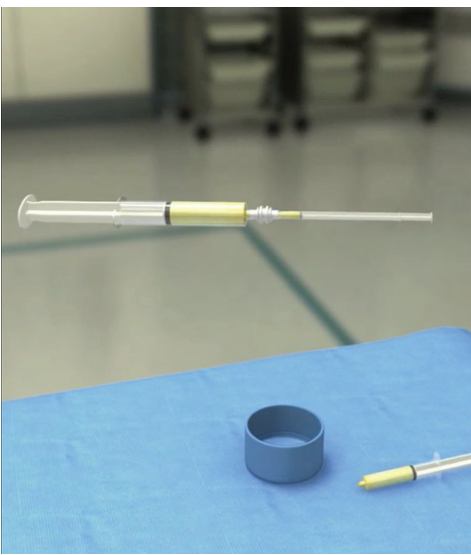
GENTLY PROCESSING YOUR FAT USING SALINE

Next, your collected fat will be processed in the unique Lipogems device using only sterile saline solution to wash away any impurities, toxins, and inflammatory elements. During this process, your fat is washed, rinsed, and resized into smaller clusters while keeping the natural beneficial properties of your fat.



LIPOGEMS IS DELIVERED INTO THE BODY AREA(S) TO ALLOW YOU TO HEAL THE NATURAL WAY

Since the Lipogems process micro-fragments your fat, the size of Lipogems tissue is ideal to facilitate healing in the treatment site. Your physician will then use a small needle to inject the Lipogems tissue into the treatment site. Additionally, Lipogems stays in the area where it is injected instead of being reabsorbed, allowing your body to maximize the benefits of Lipogems for a longer period of time.



BENEFITS OF LIPOGEMS®: EXPERIENCE THE DIFFERENCE BY HEALING THE NATURAL WAY

SIMPLE AND QUICK PROCEDURE:

The minimally invasive procedure can be performed in less than an hour in the physician's office or in a surgical setting.



BEST QUALITY TISSUE:

Your own fat has the best quality tissue and there is less risk of rejection and infection.



PURE:

Only uses saline to wash away the impurities that cause inflammation such as blood, oil, and dead cells.



YOUR OWN POWERFUL FAT:

PRESERVES ALL THE REPARATIVE CELLS INSIDE OF YOUR FAT TISSUE

One benefit of Lipogems is that it keeps all the special cells within the fat (including adipocytes, stem cells, pericytes, and other cells) without jeopardizing the cell structure and function.⁷ These cells work harmoniously the same way they do normally in the body. This allows your body to heal the natural way by repairing, reconstructing and replacing damaged or injured tissue.

OPTIMAL SIZE

The device gently resizes the fat tissue to an optimal size that is easy for injection and also allows for greater interaction with the treatment site to help repair, reconstruct, replace the damaged or injured tissue.⁸

STAYS WHERE IT IS PUT

The Lipogems stays in the area where it is injected instead of being reabsorbed, allowing the body to maximize the benefits of Lipogems for a longer period of time.

MAY BE USED TO TREAT MULTIPLE AREAS

For patients that suffer from conditions in multiple parts of their body, the Lipogems device can easily process the fat tissue to be used to treat those areas. (Note: The patient must have enough fatty tissue to be processed.)



Awarded Best New Technology In Sports Medicine For 2016

YOU MIGHT BE A CANDIDATE IF:



- You suffer from an injury or ailment that limits your normal daily functioning or physical activity
- You have painful joints with limited range of motion, such as your knee, ankle or shoulder
- You have a soft tissue defect in your tendons, ligaments, and/or muscles
- Treatment options, such as physical therapy, NSAIDs, or steroid injections have not provided you with significant relief
- You would like to explore Lipogems as a minimally invasive alternative to a major surgical intervention
- Your doctor determines Lipogems may be used in addition to your surgery

ARE THERE REASONS THAT YOU MAY NOT BE A CANDIDATE FOR LIPOGEMS?

- You currently have a systemic infection
- You suffer from an autoimmune disease
- You currently are taking blood thinners or anti-coagulation medication
- You are being treated for any other malignancy or blood borne disease
- You have an allergy to Lidocaine
- You are currently breastfeeding or plan to begin breastfeeding in the near future
- You have a hematologic condition

Some medications can cause undesirable side effects that could affect your procedure (e.g. blood thinners, anti-coagulants, immunosuppressive medications, etc.). Talk to your physician about the medications you are currently prescribed and/or taking.

PREPARING FOR YOUR PROCEDURE

RECOMMENDATIONS FOR THE DAY OF THE PROCEDURE:

WEAR COMFORTABLE CLOTHES

Your physician may have you change into a disposable gown, but just in case it is advised to wear clothes that you do not mind getting a little bit wet from the saline that is used in the injection of anesthetic fluid.

STAY HYDRATED AND EAT A BALANCED MEAL

Good nutrition can also help to optimize the healing process. However, if you are having Lipogems in conjunction with a surgical procedure (such as arthroscopy), make sure to talk to your physician about eating or drinking the day of the procedure.



RELAX!

More than 20,000 Lipogems procedures have been performed worldwide, and your physician can speak with you about the possible outcomes associated with this procedure. You and your physician should discuss whether Lipogems can be an option for you.

FINANCIAL

While Lipogems is an innovative treatment option and cleared by the Food and Drug Administration, it is not covered by insurance. There is clinical and scientific evidence supporting the use of this technology. Newer technologies are oftentimes not covered by insurance programs or Medicare/Medicaid. Therefore, the patient is held financially responsible for the cost related to this procedure. Consult with your Health Savings Account (HSA) adviser, as prescribed medical treatments may be allowed for payment from your HSA account.



WHAT YOU MAY EXPECT AFTER THE PROCEDURE?



Because Lipogems is derived from your own fat, and no other articles are added, there is a significantly reduced risk of infection or immune reaction. The Lipogems procedure is performed with sterile technique as a point-of-care therapy. However, as with any kind of injection or procedure, there is always a minimal risk of infection. If you experience any side effects associated with an infection at the injection or tissue collection site, contact your healthcare provider immediately.

GENERAL RECOMMENDATIONS:

- Your doctor will help determine what activities you can perform and put you on a rehabilitation plan. It is generally recommended that you should not engage in strenuous activity for at least 2 weeks following the procedure.
- You may experience mild to moderate swelling and/or local inflammation (that has been previously described as “fullness” or “stiffness”) at injection site and/or site of the fat collection area for up to 4-5 days following the procedure.
- You may be given some prescription or over-the-counter pain medication and should follow your doctor’s recommendations.
- Ice packs may be used to reduce local inflammation/swelling.
- A compression garment or tape maybe given to wear for 1-2 days after the procedure.
- It is recommended that patients should avoid taking any steroids following the Lipogems procedure for an amount of time determined by the physician.
- Some patients may have some bruising at or around the site of fat tissue collection.
- Individual results vary. Not all patients will have the same procedure recovery and activity.
- Give your body time to heal. Everybody heals differently.

RARE OR UNCOMMON SIDE EFFECTS:

- A “ball-like” collection of fluid and/or blood (seroma or hematoma) are rarely seen, and you should contact your healthcare provider if this occurs.
- An infection in the harvesting area is extremely rare. If you notice increased pain, swelling, redness, fever, or oozing from the tissue harvest area, contact your healthcare provider immediately.

REFERENCES:

1. Les Sept Dernières Plaies (1928)
2. D'ippolito, Gianluca, Paul C. Schiller, Camillo Ricordi, Bernard A. Roos, and Guy A. Howard. "Age-Related Osteogenic Potential of Mesenchymal Stromal Stem Cells from Human Vertebral Bone Marrow." *Journal of Bone and Mineral Research* 14.7 (1999): 1115-122. Web.
3. Melief, S. M., J. J. Zwaginga, W. E. Fibbe, and H. Roelofs. "Adipose Tissue-Derived Multipotent Stromal Cells Have a Higher Immunomodulatory Capacity Than Their Bone Marrow-Derived Counterparts." *Stem Cells Translational Medicine* 2.6 (2013): 455-63. Web.
4. Caplan, Arnold I. "Adult Mesenchymal Stem Cells for Tissue Engineering versus Regenerative Medicine." *Journal of Cellular Physiology* 213.2 (2007): 341-47. Web.
5. Hass, Ralf, Cornelia Kasper, Stefanie Böhm, and Roland Jacobs. "Different Populations and Sources of Human Mesenchymal Stem Cells (MSC): A Comparison of Adult and Neonatal Tissue-derived MSC." *Cell Commun Signal Cell Communication and Signaling* 9.1 (2011): 12.
6. Bianchi Fetal. A new nonenzymatic method and device to obtain a fat tissue derivative highly enriched in pepricyte-like elements by mild mechanical forces from human lipoaspirates. *Cell Transplantation*, Vol. 22, pp. 2063–2077, 2013
7. Bosetti. Human Lipoaspirate as Autologous Injectable Active Scaffold for One-Step Repair of Cartilage Defects. *Cell Transplantation*, Vol. 25, pp. 1043–1056, 2016

The information presented is intended solely for the use of healthcare professionals. A physician or healthcare provider must always rely on his or her own professional clinical judgement when deciding whether to use a particular product when treating a particular patient. Lipogems does not dispense medical advice and recommends that healthcare providers be trained in the use of any particular product before using it.

The information presented is intended to demonstrate a Lipogems product. A surgeon must always refer to the package insert, product label, and/or instructions for use before using any Lipogems product. Products may not be available in all markets because product availability is subject to the regulatory and/or medical practices in individual markets. Please contact your Lipogems representative if you have any questions about the availability of Lipogems in your area.

Lipogems or other corporate affiliated entities own, use, or have applied for the following trademarks or service marks: Lipogems. All other trademarks are trademarks of their respective owners or holders.

Find us on Facebook

 [facebook.com/LipoLovebyLipogems](https://www.facebook.com/LipoLovebyLipogems)

Visit Us On The Web: www.understandLipogems.com

Copyright © 2017 LIPOGEMS®

Literature Number: PAT-LG-US-9-2017-001